









# FIRST FLOOR

## EMERGENCY ENTRANCE

# SECOND FLOOR



### MAP KEY

-  Information
-  Elevator
-  Stairs
-  Waiting
-  Restrooms
-  Nurse Station
-  Vending
-  Restricted Access

HOSPITAL DEPARTMENT	FLOOR
Administration . . . . .	1
Admitting/Registration . . . . .	1
Cafeteria . . . . .	1
Cath Lab . . . . .	1
Chapel . . . . .	2
Emergency Registration . . . . .	1
Information . . . . .	1
Intensive Care Unit (ICU) . . . . .	1
Intermediate Care 187-199 . . . . .	1
Lab . . . . .	1

HOSPITAL DEPARTMENT	FLOOR
Lobby . . . . .	1
Observation Patient Rooms 175-186 . . . . .	1
Patient Rooms 100-115 . . . . .	1
Patient Rooms 200-215 . . . . .	2
Patient Rooms 284-299 . . . . .	2
Pharmacy . . . . .	1
Radiology . . . . .	1
Surgery . . . . .	1
Women's Services . . . . .	1

MEDICAL OFFICE BUILDING
Human Resources
Infection Control
Occupational Health
Outpatient Rehab
Quality Management
Sleep Lab



4600 East Sam Houston Parkway South  
 Pasadena, Texas 77505 | 713-948-7000  
 StLukesPMC.com